

POISON

KEEP OUT OF REACH OF CHILDREN

READ SAFETY DIRECTIONS BEFORE OPENING OR USING

Active Constituent:
300 g/kg TEBUTHIURON

Pack Sizes:
20 kg, 500 kg, 1000 kg



GROUP	C	HERBICIDE
-------	---	-----------

For control of brigalow regrowth, tea tree regrowth, *Mimosa pigra* and certain problem woody weeds on grazing lands by hand, aerial and ground application as specified in the Directions For Use Table

SAFETY DIRECTIONS

Harmful if swallowed. Will irritate the eyes. Repeated exposure may cause allergic disorders. Avoid contact with eyes and skin. When opening the container and preparing the product and using the prepared product wear cotton overalls buttoned to the neck and wrist and a washable hat and elbow-length gloves. Wash hands after use. After each day's use wash gloves and contaminated clothing.

FIRST AID

If poisoning occurs, contact a doctor or Poisons Information Centre. Phone Australia 13 11 26.

SAFETY DATA SHEET

Additional information is listed in the Safety Data Sheet that can be obtained from www.fmccrop.com.au

GENERAL INSTRUCTIONS

Graslan® Aerial3D® HiLoad may be applied at any time of the year. Treatments become effective after sufficient rainfall has occurred to move the chemical into the root zone where it is absorbed by woody plants. Applications just prior to seasonal rainfall give the most rapid response. Herbicidal activity will continue for several seasons after application. During this time woody plants may go through repeated defoliations and regrowths until death occurs. A single application is normally effective for several years. Forage grass production usually increases as woody weed competition is reduced. Increased grass production is also dependant on adequate rainfall and an acceptable grazing management programme.

It is important to allow grasses to seed and seedlings to become established after treatment before grazing pressure is increased. Areas treated with Graslan® Aerial3D® HiLoad may be overseeded with suitable pasture species.

Consult your agricultural specialist for details on suitable seeding rates, timing and fertiliser application programme. The residual action of Graslan® Aerial3D® HiLoad may be impaired if fire occurs before clay pellets are dissolved and the chemical has moved into the root zone.

APPLICATION

HAND APPLICATION

It is recommended that gloves be used during hand application. Apply Graslan® Aerial3D® HiLoad by uniformly distributing by hand over the desired area after weighing out the recommended quantity of pellets. The best way to calibrate yourself is to weigh a normal handful of pellets. If, for example, a handful weighs 20 grams, then this will treat 20 to 40 m² at the rate of 0.5 to 1 g/m².

Dispenser Pack: Apply Graslan® Aerial3D® HiLoad by uniformly distributing by hand after dispensing a single dose (5 g) from the dispenser unit. Apply the pellets at 1 to 2 g per m². One dose (5 g) will treat 7 to 3.5 m² at these rates.

ADDITIONAL INSTRUCTIONS

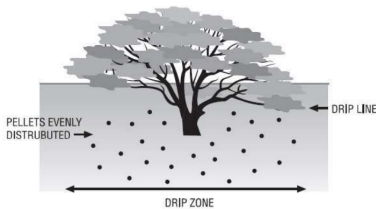
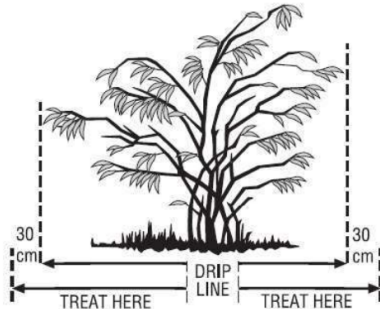
When applying pellets, distribute them under the tree or regrowth canopy from the root crown or stems to 30 cm beyond the drip zone of the plants you want to control. The time required for complete plant death depends on soil type, amount of rainfall, root depth, plant species, plant density and rate of Graslan® Aerial3D® HiLoad used. Some species may go through several defoliations from 6 months to 2 years before dying. Timber and regrowth control with Graslan® Aerial3D® HiLoad pellets may be variable when used on soils with high clay content high organic matter or when treating deep rooted or more tolerant species.

TREATING INDIVIDUAL TREES BY HAND

Estimate the area within 30 cm beyond the drip zone, i.e. the area under the plant canopy. It is essential that this area is treated as evenly as possible with pellets being spread from the tree trunk to slightly beyond the drip line formed by the branches.

DO NOT throw all the pellets at the base of the tree trunk. This will waste material and could result in poor control.

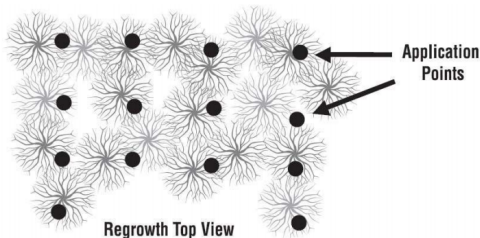
Example



TREATMENT OF CLUMPS OF TREES OR PATCHES OF REGROWTH BY HAND

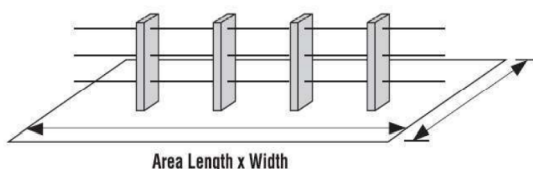
Graslan® Aerial3D® HiLoad pellets are particularly effective in treating areas of regrowth. Estimate the area within 30 cm beyond the drip zone and apply the Graslan® Aerial3D® HiLoad pellets on a grid pattern to uniformly cover the area. Pellets should be applied over the top of regrowth if at all possible, in an attempt to maintain a good distribution pattern.

Example



TREATING FENCE LINES BY HAND

Estimate the area to be treated, along the fence line and then apply Graslan® Aerial3D® HiLoad pellets on both sides of the fence line as evenly as possible within the area extending 30 cm out beyond drip zone.



AERIAL AND GROUND APPLICATION

Apply Graslan® Aerial3D® HiLoad by uniformly distributing with an approved aircraft or ground driven air equipment, after calibration to achieve the desired application rate.

1. Aerial Application

Aerial application of Graslan® Aerial3D® HiLoad can be carried out by fixed wing aircraft or helicopter fitted with specially designed application apparatus. Use a Positive Metering Device (Meterate) for fixed wing aircraft and Isolair or similar precision equipment for helicopters. A minimum flying height of 20 metres above the canopy of the target plants must be maintained. The swath width is dependent on the type of spreader used. The target areas must be correctly marked out and flown with the aid of GPS (Global Positioning System) or markers clearly visible to the operator or a method of marking approved by FMC Australasia Pty Ltd.

2. Ground Application

Ground applications of Graslan® Aerial3D® HiLoad can be carried out in suitable areas by accredited operators.

CLEANING SPRAY EQUIPMENT

Thoroughly clean all traces of Graslan® Aerial3D® HiLoad from vessels holding pellets e.g. bucket and gloves after use. Residues cleaned from this application equipment should not be emptied on areas where they will contact roots of desirable trees, shrubs or plants.

HERBICIDE RESISTANCE WARNING

GROUP	C	HERBICIDE
-------	---	-----------

Graslan® Aerial3D® HiLoad Herbicide is a member of the Ureas group of herbicides. The product has inhibitors of photosynthesis at photosystem II mode of action. For weed resistance management, the product is a Group C herbicide.

Some naturally-occurring weed biotypes resistant to the product and other Group C herbicides may exist through normal genetic variability in any weed population. The resistant individuals can eventually dominate the weed population if these herbicides are used repeatedly. These resistant weeds will not be controlled by this product or other Group C herbicides. Since the occurrence of resistant weeds is difficult to detect prior to use, FMC Australasia Pty Ltd accepts no liability for any losses that may result from the failure of this product to control resistant weeds. Strategies to minimise the risk of herbicide resistance are available. Contact your farm chemical supplier, consultant, local Department of Agriculture or local FMC representative.

PROTECTION OF CROPS, NATIVE AND OTHER NON-TARGET PLANTS

DO NOT apply on or near native or non-target trees or other plants or on areas where their roots may extend or in locations where the chemical may be washed or moved into contact with their roots.

Use of this product may cause temporary herbicidal symptoms to appear on perennial grasses, including buffel grass, particularly after extended dry periods. Higher rates of application (2 g/m²) may kill grasses, particularly native annuals. This effect can be minimised by application when grasses are dormant (autumn application).

Use of this product may seriously injure desirable forage plants such as pasture legumes and other broadleaf plants. These species may regenerate in subsequent seasons.

Retain at least 20 percent of the original tree population in wildlife corridors that are at least 100 meters wide. These are

essential for shade and protection of livestock and native fauna. Ideally, shelter belts should traverse variable terrain, particularly ridgelines and hill tops as well as watercourses, and link other vegetated corridors where possible.

For long term viability retain a minimum of 5 hectares for shade areas, regardless of vegetation type.

PROTECTION OF LIVESTOCK

Poisonous plants may become more palatable after application of granules and stock should be kept away from these plants until they have died down.

PROTECTION OF WILDLIFE, FISH, CRUSTACEANS AND ENVIRONMENT

Harmful to native birds and mammals with long lasting effects. **DO NOT** use on sites where vulnerable, threatened, endangered or critically endangered bird to occur. **DO NOT** heap granules and collect granules spilled during loading. Very toxic to aquatic life. **DO NOT** contaminate wetlands or watercourses with this product or used containers.

STORAGE AND DISPOSAL

Single-rinse or shake remainder into spray tank/water/dip/drench, etc. **DO NOT** dispose of undiluted chemicals on site. Puncture and deliver empty packaging to an approved waste management facility. If an approved waste management facility is not available, bury the empty packaging 500 mm below the surface in a disposal pit specifically marked and set up for this purpose, clear of waterways, desirable vegetation and tree roots, in compliance with relevant local, state or territory government regulations. **DO NOT** burn empty containers or product.

DIRECTIONS FOR USE

Restrictions:

For **PROFESSIONAL** use only

DO NOT apply this product to salt or erosion prone areas.

DO NOT apply this product within 100 metres of a recognised watercourse.

DO NOT apply Graslan® Aerial3D® HiLoad on land with a slope greater than 20 percent (11 degrees).

DO NOT apply Graslan® Aerial3D® HiLoad under conditions which will cause pellet movement to non-target areas during application.

RETAIN at least 20 percent of the original tree population in wildlife corridors that are at least 100 metres wide. These are essential for shade and protection of livestock and native fauna. Ideally, shelter belts should traverse variable terrain, particularly ridgelines and hill tops as well as water courses, and link other vegetated corridors where possible.

FOR LONG TERM VIABILITY retain a minimum of 5 hectares for shade areas, regardless of vegetation type. **DO NOT** apply Graslan® Aerial3D® HiLoad on field crops, near desirable trees or shrubs or to areas into which their roots may extend or in locations where the chemical may be washed into contact with their roots as injury or death may occur.

DO NOT apply Graslan® Aerial3D® HiLoad to land to be put under field crops within 5 years of application.

Table 1: Hand Application (WA, NT only)

See GENERAL INSTRUCTIONS – APPLICATION section for application method details.

SITUATION	WEEDS CONTROLLED	RATE g/m ²	CRITICAL COMMENTS
Tea tree regrowth and associated woody weeds on grazing land	Black Tea Tree	1	Estimate the area within 30 cm beyond the drip zone of each target weed or group of weeds and calculate the amount of Graslan® Aerial3D® HiLoad to cover area to be treated.
	Broadleaf Tea Tree	0.6	
	Cocky Apple*	1.3	
	Paperbark Tea Tree, Poplar Gum	1	
	Swamp Box	1.3	
Other woody weeds on grazing land	African Boxthorn		Distribute the required dose uniformly within this area. Use the higher rate for heavy density regrowth and heavy clay soils. * Some suppression of these species is provided by the rates given.
	Coolibah	0.6	
	Parkinsonia	0.6 to 1	
	Prickly Acacia	1	
	Rubbervine	1	
	Whitewood	0.6	
Giant sensitive tree on grazing land and other grasslands	<i>Mimosa pigra</i>	0.6	Apply after the onset of (storms to moisten soil, close soil cracks where applicable and freshen growth of Giant sensitive tree) and before wet season surface flooding. Repeat application may be required in year two for long term control. Some grass suppression may occur.

Table 2: Hand Application (Qld only)

See GENERAL INSTRUCTIONS – APPLICATION section for application method details.

SITUATION	WEEDS CONTROLLED	RATE g/m ²	CRITICAL COMMENTS
Brigalow regrowth and associated problem woody weeds on grazing land	Belah	1	Estimate the area within 30 cm beyond the drip zone of each target weed or group of weeds and calculate the amount of Graslant [®] Aerial3D [®] HiLoad to cover area to be treated. Distribute the required dose uniformly within this area. Use the higher rate for heavy density regrowth and heavy clay soils. * Some suppression of these species is provided by the rates given.
	Brigalow, Currant Bush	0.6 to 1	
	Dawson Gum	0.6	
	False Sandalwood*	1.3	
	Holly Bush	1	
	Limebush, Poplar Box, Whitewood, Yellowwood	0.6	
Tea tree regrowth and associated woody weeds on grazing land	Black Tea Tree	1	Use only for regrowth control, not clearing virgin bush.
	Broadleaf Tea Tree	0.6	
	Cocky Apple*	1.3	
	Paperbark Tea Tree, Poplar Gum	1	
	Swamp Box	1.3	
Other woody weeds on grazing land	African Boxthorn	1.3	
	Silver Leaved Ironbark, Brown Box	1	
	Coolibah	0.6	
	Gidgee	0.3 to 0.6	
	Gum-topped Box	1	
	Groundsel Bush	0.6	
	Lantana*	1.3	
	Parkinsonia	0.6 to 1	
	Pink Bloodwood	0.6	
	Prickly Acacia, Rubbervine, Wild Rosemary	1	

Table 3: Hand Application (NSW only)

See GENERAL INSTRUCTIONS – APPLICATION section for application method details.

SITUATION	WEEDS CONTROLLED	RATE g/m ²	CRITICAL COMMENTS
Brigalow regrowth and associated problem woody weeds on grazing land	Brigalow	0.6 to 1	Estimate the area within 30 cm beyond the drip zone of each target weed or group of weeds and calculate the amount of Graslant [®] Aerial3D [®] HiLoad to cover area to be treated. Distribute the required dose uniformly within this area. Use the higher rate for heavy density regrowth and heavy clay soils.
	Currant Bush	1	
	Holly Bush	0.6	
	Limebush	0.6	
	Whitewood	0.6	
	False Sandalwood*	1.3	
Other woody weeds on grazing land	African Boxthorn		* Some suppression of these species is provided by the rates given. # DO NOT use within 30 m of trees. DO NOT apply to single continuous area greater than 0.5 hectares in size.
	Blue Heliotrope#	0.3	
	Groundsel Bush	0.6	
	Lantana*	1.3	
	Wild Rosemary	1	

Table 4: Aerial and Ground Application

See GENERAL INSTRUCTIONS – APPLICATION section for application method details.

SITUATION	WEEDS CONTROLLED	STATE	RATE kg/ha	CRITICAL COMMENTS
Brigalow regrowth and associated problem woody weeds on grazing land	Belah, Brigalow, Currant Bush, Dawson Gum, Limebush, Poplar Box, Scrub Boonaree, Whitewood, Wild Rosemary, Yellowwood	Qld only	5 to 10	For Brigalow areas, a guide to the recommended rates is 5 kg for lighter duplex soils, 6.6 kg for medium density regrowth on light clay soils, 8.3 kg and above for heavy density regrowth on heavy acidic clays.
	False Sandalwood		6.6 to 10	On False Sandalwood partial control and suppression only will be obtained at the specified rate.
Tea Tree regrowth and associated woody weeds on grazing land	Broadleaf Tea Tree, Paperbark Tea Tree	Qld, NT only	3.3 to 5	For Tea Tree use the highest rate if the area is prone to waterlogging. Excessive rainfall or waterlogging may reduce control.
	Cocky Apple*, Swamp Box		6.6	* For Cocky Apple partial control and suppression only will be given at the specified rate.
Other woody weeds on grazing land	Gidgee	Qld, NT only	3.3 to 6.6	Use the high rate on dense growth or heavy clay soils.
	Parkinsonia		6.6 to 10	
	Prickly Acacia		5 to 6.6	
	Polar Gum		7.5 to 10	
	Rubber Vine		5 to 10	
Eucalypt woodland management using Property Management Planning Principles	Poplar Box	Qld only	5 to 6.6	Use the higher rate on dense growth or heavier clay soils. To be used in accordance with any "Tree Clearing Guidelines" and 30% intact retention of species as per relevant Vegetation Management Act. Use only for re- growth control not clearing of virgin bush.
Giant Sensitive Tree on grazing land and other grasslands	<i>Mimosa pigra</i>	NT only	3.3 to 6.6	Apply after the onset of storms (to moisten soil, close soil cracks (where applicable) and freshen growth of giant sensitive tree) and before wet season surface flooding. Repeat application may be required in year two for long term control. Some grass suppression may occur.

NOT TO BE USED FOR ANY PURPOSE, OR IN ANY MANNER, CONTRARY TO THIS LABEL UNLESS AUTHORISED UNDER APPROPRIATE LEGISLATION

NOTICE TO BUYER

To the extent permitted by the Competition and Consumer Act (2010) or any relevant legislation of any State or Territory (the "Legislation") all conditions and warranties and statutory or other rights of action, whether arising in contract or tort or whether due to the negligence of FMC or Seller, which buyer or any other user may have against FMC or Seller are hereby excluded provided however that any rights of the buyer pursuant to non-excludable conditions or warranties of the Legislation are expressly preserved. FMC hereby gives notice to buyer and other users that to the extent permitted by the Legislation it will not accept responsibility for any indirect or consequential loss of whatsoever nature arising from the storage, handling or use of this product. Where permitted by the Legislation FMC's liability shall in all circumstances be limited to the replacement of the product, or a refund of the purchase price paid therefor.

The product must be used and applied strictly in accordance with the label instructions and other directions for use. It is impossible to eliminate all risks associated with the use of this product. Such risks may arise from factors such as weather conditions, soil factors, off target movement, unconventional technique, presence of other materials, the manner of use or application, or other unknown factors, all of which are beyond the control of FMC or the Seller. Buyer accepts these risks.

IN A MEDICAL EMERGENCY CALL 1800 033 111 ALL HOURS

The information set forth herein is furnished free of charge and is based on technical data that FMC believes to be reliable. It is intended for use by persons having technical skill at their own discretion and risk. FMC makes no warranties, expressed or implied, and assumes no liability in connection with any of this information. Nothing herein is to be taken as license to operate under or a recommendation to infringe on any patents.

FMC and Graslan® is the registered trademark of Nutrichem Company Limited.

FMC and Aerial3D® are trademarks of FMC Corporation or an affiliate.

©2021 FMC Corporation. All rights reserved.

*Not an FMC trademark.

APVMA Approval No.: 90121/127637

FMC Australasia Pty Ltd.
A.B.N. 45 095 326 891
Level 2, Building B, 12 Julius Ave
North Ryde NSW 2113
Phone: 1800 066 355
www.fmccrop.com.au

**SPECIALIST ADVICE IN EMERGENCY ONLY 1800 033 111
ALL HOURS – AUSTRALIA WIDE**
